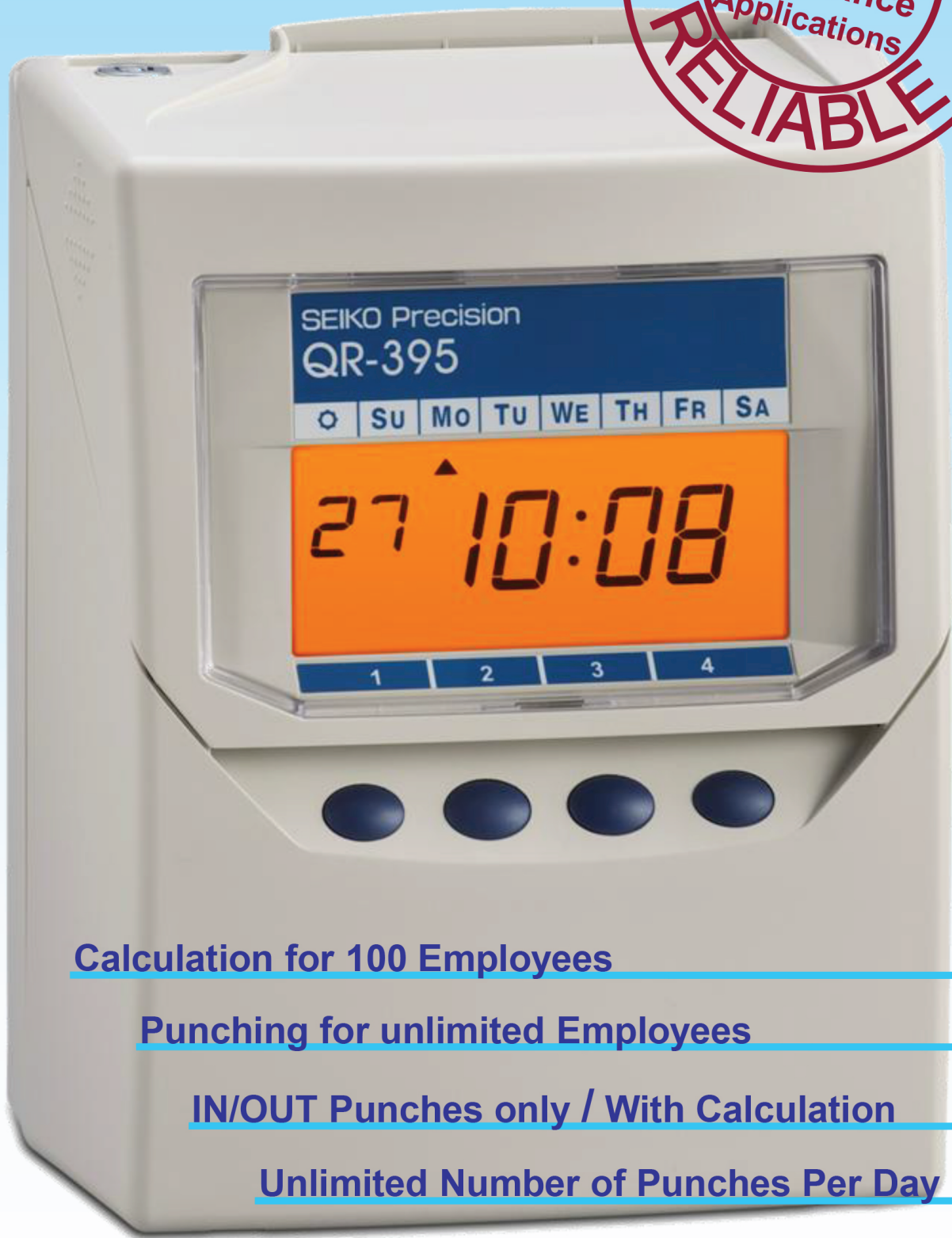


QUARTZ TIME RECORDER

# QR-395




Calculation for 100 Employees


Punching for unlimited Employees

IN/OUT Punches only / With Calculation

Unlimited Number of Punches Per Day

 Unit 3, 2/F., Block A, Hong Kong Industrial Centre,  
489-491 Castle Peak Road, Kowloon, Hong Kong

 +(852) 2745 1342

 +(852) 2786 4647

 info@union-business.com

 http://www.union-business.com



 友聯商業機械有限公司  
Union Business Machines Co., Ltd.

# Reliability as Standard, Versatility on Demand

## Main Features

### Selectable Modes

#### One Line per Day

IN/OUT Punch Only

| IN   | OUT   | IN    | OUT   |                              |
|------|-------|-------|-------|------------------------------|
| 7:15 | 12:02 | 12:55 | 17:04 | Fixed line for the day.      |
|      |       |       |       | Easy recognition of day off. |
| 7:22 | 12:04 | 13:01 | 17:19 |                              |
| 7:17 | 12:01 | 12:58 | 17:01 |                              |
| 7:08 | 12:07 | 12:57 | 19:36 |                              |

- Up to 4 punches per day
- Automatic column shift with barcode card
- Weekly program and special marking

#### Unlimited Lines

| IN    | OUT   | IN    | OUT   |           |
|-------|-------|-------|-------|-----------|
| 8:18  | 9:42  | 9:55  | 11:04 |           |
| 12:19 | 13:06 | 14:12 | 14:21 |           |
|       |       |       |       | UNLIMITED |
|       |       |       |       |           |
|       |       |       |       |           |
|       |       |       |       |           |

- Unlimited punches per day (max. 128 punches in a card)
- Barcode card (Type V/VN) required
- For recording short breaks

Calculation

| IN      | OUT   | $\Sigma$ Daily | $\Sigma$ Accumulation |                              |
|---------|-------|----------------|-----------------------|------------------------------|
| 09 7:15 | 17:04 | 9:49           | 9:49                  | Fixed line for the day.      |
|         |       |                |                       | Easy recognition of day off. |
| 7:22    | 17:19 | 9:57           | 19:46                 |                              |
| 7:03    | 17:48 | 10:45          | 30:31                 |                              |
| 7:07    | 17:32 | 10:25          | 40:56                 |                              |

- One set of IN/OUT punch per day
- Easy to see daily total of worked hours
- Suitable for time & attendance management

| IN      | OUT   | $\Sigma$ Hours | $\Sigma$ Accumulation |  |
|---------|-------|----------------|-----------------------|--|
| 09 7:15 | 8:12  | 0:57           | 0:57                  |  |
| 8:19    | 9:11  | 0:52           | 1:49                  |  |
| 9:21    | 10:16 | 0:55           | 2:44                  |  |
| 11:27   | 12:01 | 0:34           | 3:18                  |  |
| ⋮       | ⋮     |                |                       |  |

- Unlimited sets of IN/OUT punches per day
- Re-assignable to additional card in the period
- Can be used for job costing

### Common Features

- Automatic card feeding and ejecting
- Various **Print Formats** (selectable from 6 types)
- **Password** for security
- Mechanical **Key Lock**
- **Pay Periods** (Monthly, Bi-Weekly, or Weekly)
- Automatic **DST Adjustment**
- **List Printing** for settings and programs
- **Back-up Battery** for 3 years data and setting protection
- **Multi Language** (English, Spanish, German, French, Italian, Portuguese)

|           |       |                       |
|-----------|-------|-----------------------|
| 10:08     | ..... | Date + 24 hour        |
| Tu 10:08  | ..... | D.O.W. + 24 hour      |
| 10:08     | ..... | 24 hour in large font |
| A 10:08   | ..... | 12 hour (AM/PM)       |
| 10:08A    | ..... | Date + 12 hour        |
| Tu 10:08A | ..... | D.O.W. + 12 hour      |

Print Formats (image)

Remark: "24 hour in large font" and "12 hour (AM/PM)" can't be selected in calculation modes

## General Specifications

- Clock: Digital (date and time) with LCD Back Light
- Accuracy: Monthly accuracy better than +/- 15 sec. (at ordinary temperature)
- Printing Color: Mono color (Black)
- Power: 120VAC 50/60Hz 0.3A  
220-240VAC 50/60Hz, 0.17A
- Dimensions (W x H x D) 160 x 205 x 128 mm (6-3/10 x 8 x 5 in.)
- Weight: Approx 1.5 kg (3.3 lb)

Real printing result may differ from images shown  
All specifications are subject to change without notice

## Options / Accessories

- Ribbon Cassette: TP-1051N
- Rechargeable Battery Pack: QR-35004N
- Replace Card: VN Card (No. 1-100), S Card



TP-1051N