

Color Display Fingerprint Time Recording Access Controller



SD Card



USB Cable



USB Disk



Personal
Identity Number



RS485



TCP/IP



EM Card



Battery



Access Control

NU-2306

Color Display Fingerprint Time Recording Access Controller

Features:



Highly Accurate Fingerprint Recognition:

Optical fingerprint sensor with scratch resistant surface



Lightning Fast Fingerprint Recognition:

“Tick Tock” , a second, you are either rejected or accepted by our NU-2306



Smart Fingerprint Update:

Automatically analyze the tiny difference of the latest fingerprints vs. the previous fingerprints and update accordingly to ensure the high accuracy and the optimum speed of fingerprint recognition



Ultra Low False Acceptance Rate:

One in a million attempts, there may be a false acceptance happened. But please remember, it is just a “may” . In other words FAR \cong 0.0001%.



SD Card for Data Upload / Download:

The most commonly used data storage device, SD Card, is employed in our NU-2306 for easy data transfer



Data Communication Channel:

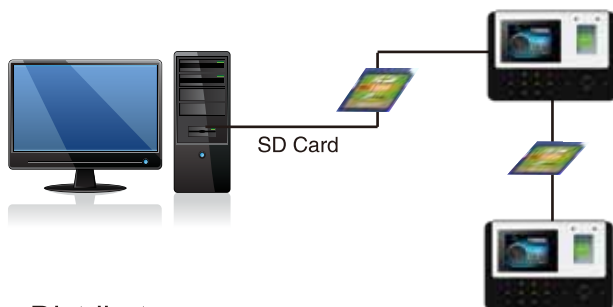
Data transfer via USB Cable, SD Card, TCP / IP

Specifications

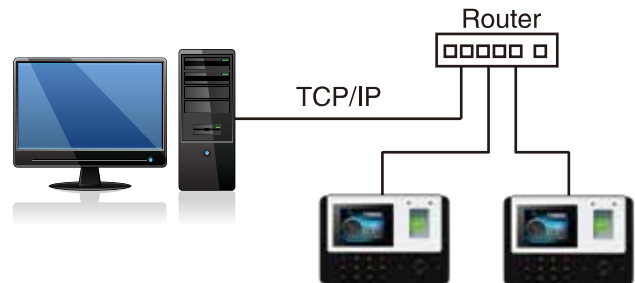
■ Dimensions	185mm x 128mm x 50mm
■ Operation Mode	Offline
■ Operation Voltage	DC 9V (with battery) / DC 5V (without battery)
■ Authentication	Fingerprint + PIN + EM Card (optional)
■ Fingerprint Verification Mode	1 : 1, 1 : N
■ Fingerprint Sensor Area	16mm x 14mm
■ Fingerprint Recognition Speed	About 1.2 Second
■ Max. ID Records	1,000
■ Max. Management Records	10,000
■ Max. Attendance Records	100,000
■ Display Screen	320 x 240 Color Disply
■ Display Language	Standard : English
	Options : Other Languages
■ Fingerprint Update	Smart Auto Update
■ Alarm	Time Bell (Can connect to external bell)
■ Door Access (Optional)	Relay Output, Wiegand 34
■ Backup Battery (Optional)	About 4 Hours Of Minimal Operations
■ Data Communication Channel	USB Cable
	SD Card , USB Disk
	TCP / IP , RS485
■ Proximity Card	EM Card / Mifare Card

Data Communication :


➤ Uploading / Downloading Data via SD Card



➤ Connecting to Server via LAN / WAN



➤ Connecting to Server via USB Cable



Distributor: